REKONSTRUKCE KOMUNIKACÍ V KLOUZOVECH

- VĚTEV "A" PŘÍČNÉ ŘEZY

VĚTEV A - A´
Ř1 - st. 20,00m

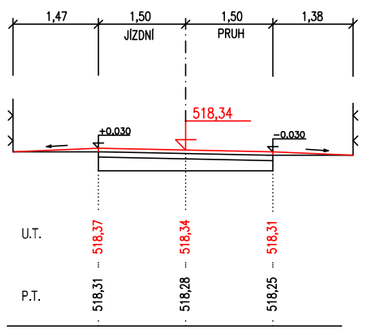

VĚTEV A - A´
Ř4 - st. 80,00m

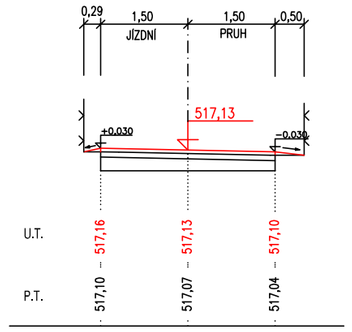

VĚTEV A - A´
Ř7 - st. 140,00m

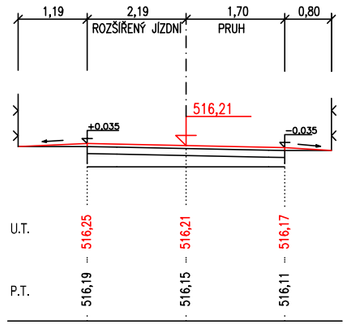

VĚTEV A - A´
Ř10 - st. 200,00m

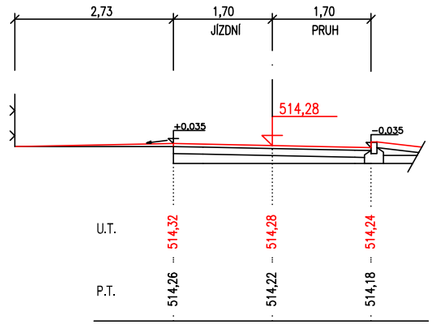

VĚTEV A - A´
Ř13 - st. 260,00m

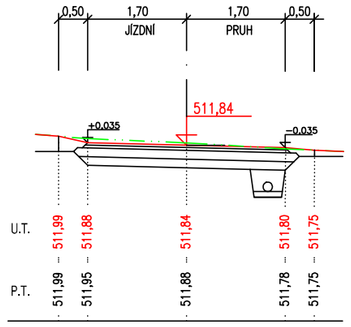

VĚTEV A - A´
Ř15 - st. 300,00m

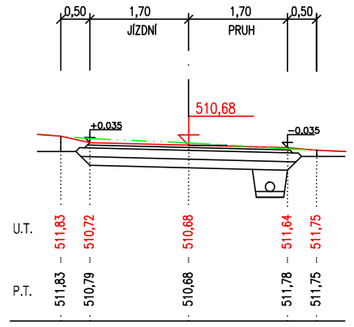

VĚTEV A - A´
Ř2 - st. 40,00m

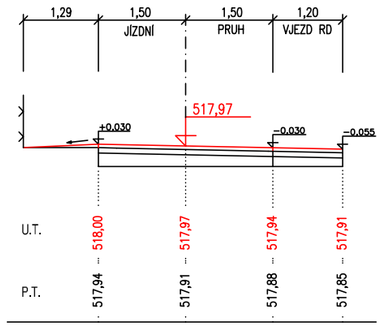

VĚTEV A - A´
Ř5 - st. 100,00m

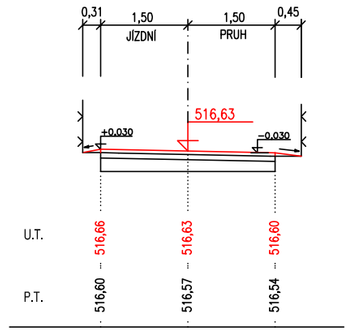

VĚTEV A - A´
Ř8 - st. 160,00m

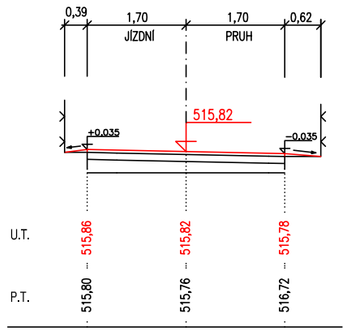

VĚTEV A - A´
Ř11 - st. 220,00m

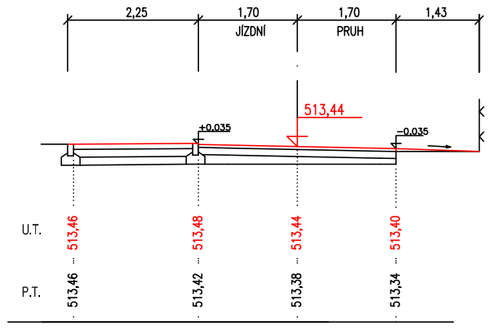

VĚTEV A - A´
Ř14 - st. 280,00m

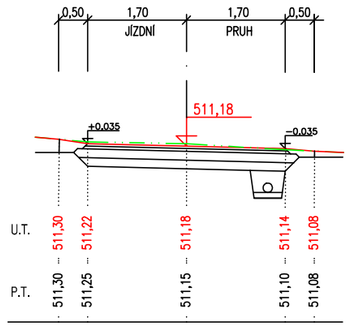

VĚTEV A - A´
Ř3 - st. 60,00m

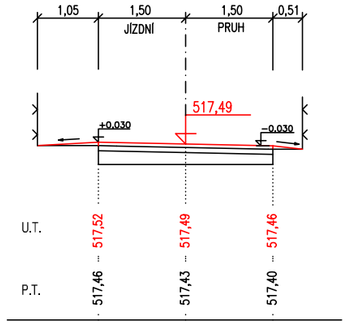

VĚTEV A - A´
Ř6 - st. 120,00m

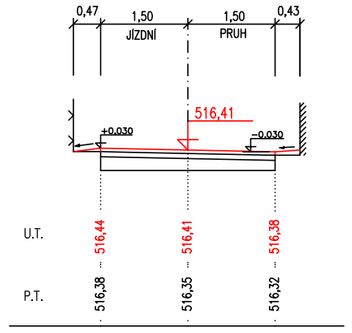

VĚTEV A - A´
Ř9 - st. 180,00m

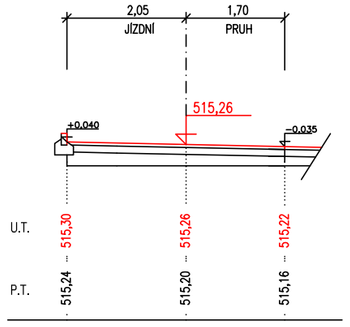

VĚTEV A - A´
Ř12 - st. 240,00m



POZN.: –SOUŘADNICOVÝ SYSTÉM S–JTSK
– VÝČKOVÝ SYSTÉM BPV

PROJEKTANT	KRESLIL	KONTROLOVAL	ZOD. PROJEKTANT	GREGOR – projekt invest, s.r.o. Počítky 18 591 01 Žďár nad Sázavou IČ: 049 01 916	
Ing. LUPOMĚCH P.		Ing. GREGOR	Ing. HLÁVKA		
KRAJ: VYSOČINA		STAV. ÚŘAD: CHOTĚBOŘ		FORMÁT	3*A4
INVESTOR: MĚSTO CHOTĚBOŘ, TRČKŮ Z LÍPY 69, 583 01 CHOTĚBOŘ				DATUM	11/2016
AKCE: REKONSTRUKCE KOMUNIKACÍ V KLOUZOVECH				ÚČEL	DSP
				ČÍS. ZAKÁZKY	156/2016
				ČÍS. KOPIE	–
D.1.2 – KOMUNIKACE				ARCH. ČÍS.	–
OBSAH: PRACOVNÍ PŘÍČNÉ ŘEZY VĚTEV "A"				MĚŘÍTKO 1:50	Č. VÝKR. D.1.2.6